



### District Report Card: 2017


<b>State:</b> Manipur	<b>District:</b> Thoubal
<b>Class:</b> 8	<b>Subject:</b> Mathematics
<b>Schools:</b> 64	<b>Students:</b> 877


### Participation/Coverage


#### Students

<div>GENDER</div> <div></div>	Boys		Girls	
	Number	%	Number	%
	366	41.73	511	58.27

<div>AREA</div> <div></div>	Rural		Urban	
	Number	%	Number	%
	579	66.02	298	33.98

<div>CATEGORY</div> <div></div>	SC		ST		OBC		GEN	
	Number	%	Number	%	Number	%	Number	%
	90	10.26	38	4.33	664	75.71	85	9.69

<div>CWSN</div> <div></div>	LD	VI	HI	S&LD	ID	Oth
	1	1	0	0	4	9

<div>Management</div> <div></div>	Government		Government-aided	
	Number	%	Number	%
	505	57.58	372	42.42

### Average Performance of Students in Mathematics (%)

Overall	Gender		Area		Management		Social Group			
	Male	Female	Rural	Urban	Govt.	Aided	SC	ST	OBC	GEN
42.87	43.99	42.06	42.57	43.45	43.52	41.97	39.70	30.70	44.40	39.69

## Performance on Learning Outcomes (LOs)

Learning Outcomes	Description	Average Performance(%)
M601	Solves problems involving large numbers by applying appropriate operations	35.44
M606	Solves problems on daily life situations involving addition and subtraction of fractions / decimals	44.17
M620	Finds out the perimeter and area of rectangular objects in the surroundings like floor of the class room, surfaces of a chalk box etc.	44.61
M621	Arranges given/collected information in the form of table, pictograph and bar graph and interprets them	33.50
M702	Interprets the division and multiplication of fractions	37.97
M705	Solves problems related to daily life situations involving rational numbers	50.86
M706	Uses exponential form of numbers to simplify problems involving multiplication and division of large numbers	36.99
M707	Adds/subtracts algebraic expressions	55.42
M710	Solves problems related to conversion of percentage to fraction and decimal and vice versa	30.97
M717	Finds out approximate area of closed shapes by using unit square grid/graph sheet	34.22
M719	Finds various representative values for simple data from her/his daily life contexts like mean, median and mode	47.48
M721	Interprets data using bar graph	51.83
M801	Generalizes properties of addition, subtraction, multiplication and division of rational numbers through patterns	30.75
M802	Finds rational numbers between two given rational numbers	40.00
M803	Proves divisibility rules of 2, 3, 4, 5, 6, 9 and 11	53.16
M804	Finds squares, cubes, square roots and cube roots of numbers using different methods	45.38
M808	Uses various algebraic identities in solving problems of daily life	47.53
M812	Verifies properties of parallelogram and establishes the relationship between them through reasoning	31.42
M818	Finds surface area and volume of cuboidal and cylindrical object	40.22
M819	Draws and interprets bar charts and pie charts	51.43

Range of Performance of Students who Answered Correctly							
Below 30%		30% - 50%		50% - 75%		Above 75%	
Number	%	Number	%	Number	%	Number	%
292	33.30	298	33.98	197	22.46	90	10.26

## Lowest Performing Learning Outcomes (LOs)

1 - Generalizes properties of addition, subtraction, multiplication and division of rational numbers through patterns (30.75)

2 - Solves problems related to conversion of percentage to fraction and decimal and vice versa (30.97)

3 - Verifies properties of parallelogram and establishes the relationship between them through reasoning (31.42)

- 4 - Arranges given/collected information in the form of table, pictograph and bar graph and interprets them (33.50)
- 5 - Finds out approximate area of closed shapes by using unit square grid/graph sheet (34.22)